



SONNENSTROM  
FABRIK



Optional:  
Balance



Optional:  
Smart



Optional: junction  
box 1500 Volt



Optional: 30yrs  
guarantee



Optional: Total-  
Care Insurance



## EXCELLENT GLASS/GLASS M72 balance | smart

MONOCRYSTALLINE 385-395 WP



### Long lifetime even under extreme conditions

2 x 2 mm strong, hardened and scratch resistant solar glass

Protection of cells against microcracks through double glass composite

Maximum test load 8.100 Pa. <sup>2</sup>

Original MC4 plugs and fire resistant cables

Extended hail impact tests to 30 mm

### Optimized for performance

PID-free monocrystalline high performance solar cells

Antireflective coated solar glass

Low-light optimized

Positively classified -0/+4.99 Wp

Industry-leading NMOT values

### Highest quality standards

Manufactured according to  
DIN EN ISO 9001:2015  
DIN EN ISO 14001:2015  
DIN EN ISO 45001:2018

PV-module type approval according to IEC 61215:2016 <sup>3</sup>

PV-module safety qualification according to IEC 61730:2016 <sup>3</sup>

Resistant to ammonia according to IEC 62716:2013

### Guaranteed performance <sup>1</sup>

30 years of linear performance guarantee

20 years product guarantee, optional extension to 30 years

Total Care for the entire system (optional)

<sup>1</sup> For detailed information please consult the CS Wismar GmbH warranty conditions

<sup>2</sup> See backside for detailed test loads

<sup>3</sup> Subject to recertification

# EXCELLENT GLASS/GLASS 385 | 390 | 395 M72

balance | smart

## Performance STC

Under standard Test Conditions STC:  
1000 W/m<sup>2</sup>; spectrum AM 1.5;  
Cell temperature 25°C  
Measurement tolerance STC:  
P<sub>mp</sub> ±3%; I<sub>sc</sub> ±10%; U<sub>oc</sub> ±10%

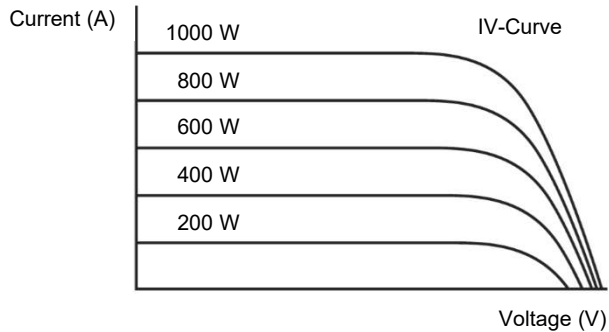
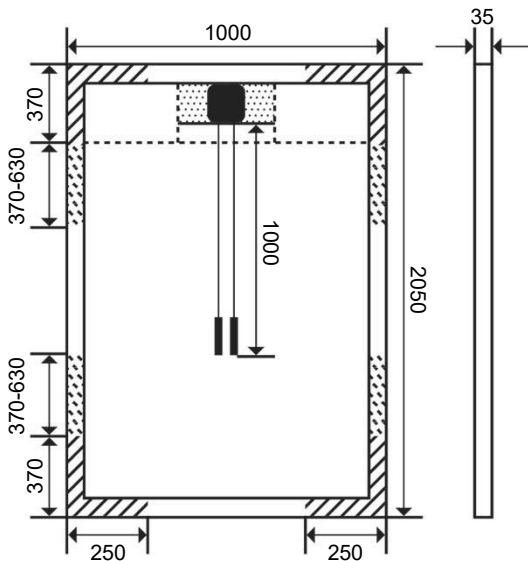
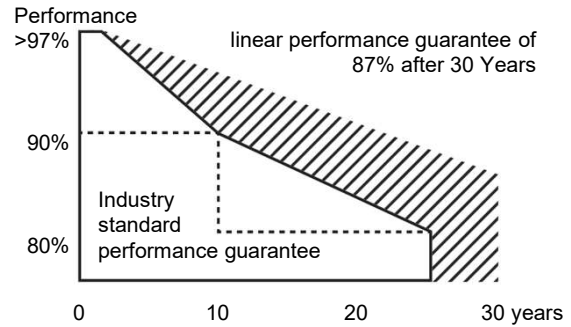
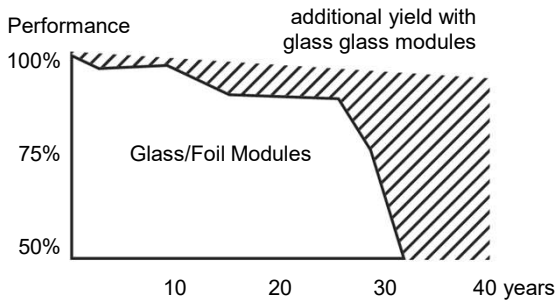
Nominal Power P <sub>mp</sub> (Wp)	385	390	395
Open Circuit Voltage U <sub>oc</sub> (V)	48,27	48,5	48,73
Voltage U <sub>mp</sub> (V)	40,44	40,63	40,81
Short Circuit Current I <sub>sc</sub> (A)	10,23	10,31	10,39
Current I <sub>mp</sub> (A)	9,52	9,6	9,68
Efficiency η (%)	19,3	19,5	19,8

Reduction of module efficiency at reduction from 1000 W/m<sup>2</sup> to 200 W/m<sup>2</sup>: 1,7% ± 0,2% (relative)

## Performance NMOT

Nominal operating temperature of module  
800 W/m<sup>2</sup>, NMOT, AM 1.5

Nominal Power P <sub>mp</sub> (Wp)	304	308	312
Open Circuit Voltage U <sub>oc</sub> (V)	45,14	45,36	45,57
Voltage U <sub>mp</sub> (V)	39,97	40,16	40,35
Short Circuit Current I <sub>sc</sub> (A)	8,27	8,33	8,4
Current I <sub>mp</sub> (A)	7,72	7,66	7,72



**clamping area**  
 approved up to 2.400 Pa (suction & pressure)  
 approved up to 2.400 Pa (suction)/  
 5.400 Pa (pressure) no contact between junction box and mounting profile permitted in this area.

measurements in mm

## Other Technical Specification

Max. system voltage	1000 V
Weight	ca. 27.0 kg
Reverse Current Load IR	15 A
Junction box	IP 67 with 3 bypass diodes
Connectors	IP 67, MC4
Fire rating	class C
Operating temperature	-40°C ... +85°C
Design load: snow	5.400 Pa *
Max test load	8.100 Pa
Design load: wind	2.400 Pa *
Max test load	3.600 Pa

\* safety factor 1.5

## Thermal Properties

TC P <sub>mp</sub>	-0.39 %/K
TC U <sub>oc</sub>	-0.28 %/K
TC I <sub>sc</sub>	0.040 %/K
NMOT	45 +/- 2 °C

## Material Used

No. of cells	72 cells
Type of cells	monocrystalline
Front	hardened solar glass
Frame	anodized aluminium
Frame height	35 mm

