





SONNENSTROM
FABRIK



Optional:
Balance



Optional:
Black



Optional: junction
box 1500 Volt



Optional: 30yrs
guarantee



Optional: Total-
Care Insurance



EXCELLENT GLASS/GLASS M72 balance | smart

MONOCRYSTALLINE 385-395 WP



Long lifetime even under extreme conditions

2 x 2 mm strong, hardened and scratch resistant solar glass

Protection of cells against microcracks through double glass composite

Maximum test load 8.100 Pa. ²

Original MC4 plugs and fire resistant cables

Extended hail impact tests to 30 mm

Optimized for performance

PID-free monocrystalline high performance solar cells

Antireflective coated solar glass

Low-light optimized

Positively classified -0/+4.99 Wp

Industry-leading NMOT values

Highest quality standards

Manufactured according to
DIN EN ISO 9001:2015
DIN EN ISO 14001:2015
DIN EN ISO 45001:2018

PV-module type approval according to IEC 61215:2016 ³

PV-module safety qualification according to IEC 61730:2016 ³

Resistant to ammonia according to IEC 62716:2013

Guaranteed performance ¹

30 years of linear performance guarantee

20 years product guarantee, optional extension to 30 years

Total Care for the entire system (optional)

¹ For detailed information please consult the CS Wismar GmbH warranty conditions

² See backside for detailed test loads

³ Subject to recertification

EXCELLENT GLASS/GLASS 385 | 390 | 395 M72

balance | black

Performance STC

Under standard Test Conditions STC:
1000 W/m²; spectrum AM 1.5;
Cell temperature 25°C
Measurement tolerance STC:
P_{mpp} ±3%; I_{sc} ±10%; U_{oc} ±10%

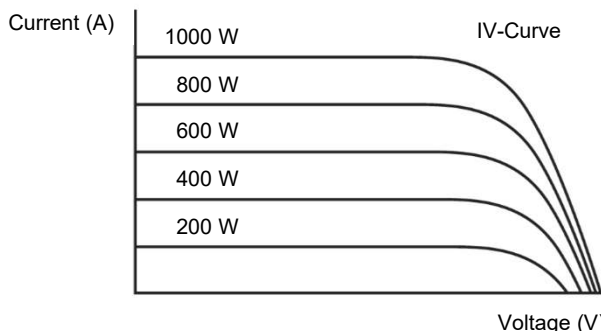
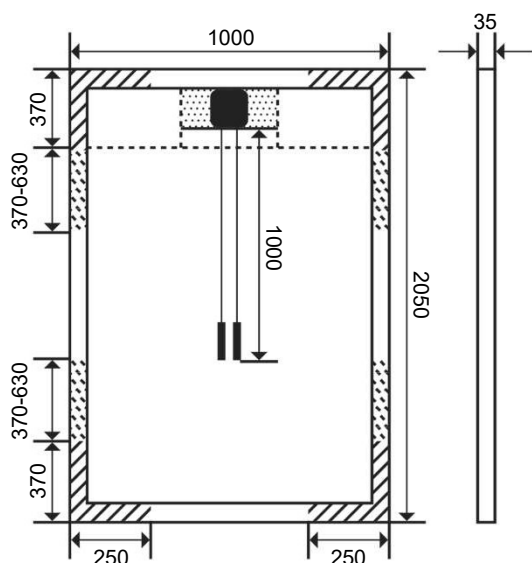
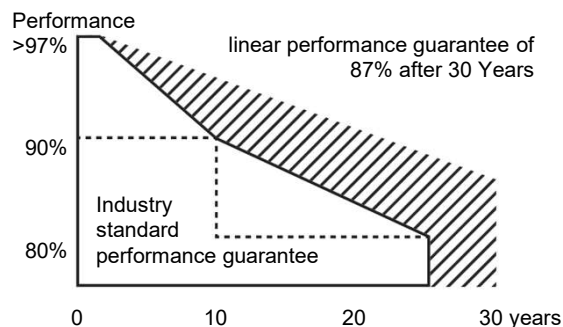
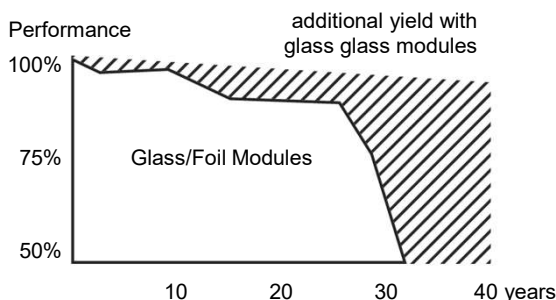
Nominal Power P _{mpp} (Wp)	385	390	395
Open Circuit Voltage U _{oc} (V)	48,27	48,5	48,73
Voltage U _{mpp} (V)	40,44	40,63	40,81
Short Circuit Current I _{sc} (A)	10,23	10,31	10,39
Current I _{mpp} (A)	9,52	9,6	9,68
Efficiency η (%)	19,3	19,5	19,8

Reduction of module efficiency at reduction from 1000 W/m² to 200 W/m²: 1,7% ± 0,2% (relative)

Performance NMOT

Nominal operating temperature of module
800 W/m², NMOT, AM 1.5

Nominal Power P _{mpp} (Wp)	304	308	312
Open Circuit Voltage U _{oc} (V)	45,14	45,36	45,57
Voltage U _{mpp} (V)	39,97	40,16	40,35
Short Circuit Current I _{sc} (A)	8,27	8,33	8,4
Current I _{mpp} (A)	7,72	7,66	7,72



clamping area
 approved up to 2.400 Pa (suction & pressure)
 approved up to 2.400 Pa (suction)/
 5.400 Pa (pressure) no contact between junction box and mounting profile permitted in this area.

measurements in mm

Other Technical Specification

Max. system voltage	1000 V
Weight	ca. 27.0 kg
Reverse Current Load IR	15 A
Junction box	IP 67 with 3 bypass diodes
Connectors	IP 67, MC4
Fire rating	class C
Operating temperature	-40°C ... +85°C
Design load: snow	5.400 Pa *
Max test load	8.100 Pa
Design load: wind	2.400 Pa *
Max test load	3.600 Pa

* safety factor 1.5

Thermal Properties

TC P _{mpp}	-0.39 %/K
TC U _{oc}	-0.28 %/K
TC I _{sc}	0.040 %/K
NMOT	45 +/- 2 °C

Material Used

No. of cells	72 cells
Type of cells	monocrystalline
Front	hardened solar glass
Frame	anodized aluminium
Frame height	35 mm

